

Nonlinear Cubic Homogeneous Schrodinger Equations with Complex Initial Conditions, Limited Time Response

Magdy A. El-Tawil^{*1}, H. El Zoheiry¹ and Sherif E. Nasr²

¹Engineering Mathematics Department, Faculty of Engineering, Cairo University, Giza, Egypt

²Engineering Mathematics Department, Faculty of Engineering, Fayoum University, Fayoum, Egypt

Abstract: In this paper, a perturbing nonlinear homogeneous Schrodinger equation is studied under limited time interval, complex initial conditions and zero Neumann conditions. The perturbation and Picard approximation methods together with the eigenfunction expansion and variational parameters methods are used to introduce an approximate solution for the perturbative nonlinear case for which a power series solution is proved to exist. Using Mathematica, the solution algorithm is tested through computing the possible orders of approximations. The method of solution is illustrated through case studies and figures.

Keywords: Nonlinear Schrodinger equation, Perturbation, Eigenfunction expansion, Mathematica, Picard Approximation.

1. INTRODUCTION

The nonlinear Schrodinger equation (NLS) is the principal equation to be analyzed and solved in many fields, see [1-5] for examples. Nonlinear Schrodinger Equations (NLS) are one of the most important models of mathematical physics arising in a great array of contexts as for conductor electronics, optics in nonlinear media, photonics, plasmas, fundamentation of quantum mechanics, dynamics of accelerators, mean-field theory of Bose-Einstein condensates or in biomolecule dynamics. It was also the second nonlinear partial differential equation (PDE) whose initial value problem was discovered to be solvable *via* the inverse scattering transform (IST) method. In the last ten decades, there are a lot of NLS problems depending on additive or multiplicative noise in the random case [6, 7] or a lot of solution methodologies in the deterministic case. Wang M. and *et al.* [8] obtained the exact solutions to NLS using what they called the sub-equation method. They got four kinds of exact solutions for which no sign to the initial or boundary conditions type is made. Xu L. and Zhang J. [9] followed the same previous technique in solving a higher order NLS. Sweilam N. [10] solved a nonlinear cubic Schrodinger equation which gives rise to solitary solutions using variational iteration method. Zhu S. [11] used the extended hyperbolic auxiliary equation method in getting exact explicit solutions to a more complicated NLS without any conditions. Sun J. and *et al.* [12] solved an NLS with an initial condition using Lie group method. By using coupled amplitude phase formulation, Parsezian K. and Kalithasan B. [13] constructed the quartic anharmonic oscillator equation from the coupled higher order NLS. Two-dimensional grey solitons to the NLS were numerically analyzed by Sakaguchi H. and Higashiuchi T. [14]. The generalized derivative NLS was studied by Huang D. *et al.* [15] introducing a new auxiliary equation expansion

method. The NLS equation arises in many application areas [16-20] such as wave propagation in nonlinear media, surface wave in sufficiently deep waters and signal propagation in optical fibers.

In this paper, a straight forward solution algorithm is introduced using the transformation from a complex solution to a coupled equations in two real solutions, eliminating one of the solutions to get separate independent and higher order equations, and finally introducing a perturbative approximate solution to the system.

2. THE GENERAL LINEAR CASE

Consider the non homogeneous linear Schrodinger equation:

$$i \frac{\partial u(t,z)}{\partial z} + \alpha \frac{\partial^2 u(t,z)}{\partial t^2} = F_1(t,z) + i F_2(t,z), (t,z) \in (0,T) \times (0,\infty) \quad (1)$$

where $u(t,z)$ is a complex valued function which is subjected to:

$$I.C.: u(t,0) = f_1(t) + i f_2(t), \text{ a complex valued function, --} \quad (2)$$

$$B.C.: u(0,z) = u(T,z) = 0. \quad (3)$$

Let

$$u(t,z) = \psi(t,z) + i \phi(t,z), \psi, \phi$$

are real valued functions. The following coupled equations are got as follows:

$$\frac{\partial \phi(t,z)}{\partial z} = \alpha \frac{\partial^2 \psi(t,z)}{\partial t^2} + G_1(t,z), \quad (4)$$

$$\frac{\partial \psi(t,z)}{\partial z} = \alpha \frac{\partial^2 \phi(t,z)}{\partial t^2} + G_2(t,z), \quad (5)$$

^{*}Address correspondence to this author at the Engineering Mathematics Department, Faculty of Engineering, Cairo University, Giza, Egypt; Tel: ??????????; Fax: ??????????; E-mail: magdyeltawil@yahoo.com

Where

$\psi(t, 0) = f_1(t), \phi(t, 0) = f_2(t), G_1(t, z) = -F_1(t, z), G_2(t, z) = F_2(t, z)$, and all corresponding other I.C. and B.C. are zeros.

Eliminating one of the variables in equations (4) and (5), one can get the following independent equations:

$$\frac{\partial^4 \psi(t, z)}{\partial t^4} + \frac{1}{\alpha^2} \frac{\partial^2 \psi(t, z)}{\partial t^2} = \frac{1}{\alpha^2} \tilde{\psi}_1(t, z), \tag{6}$$

$$\frac{\partial^4 \phi(t, z)}{\partial t^4} + \frac{1}{\alpha^2} \frac{\partial^2 \phi(t, z)}{\partial t^2} = \frac{1}{\alpha^2} \tilde{\psi}_2(t, z), \tag{7}$$

Where

$$\tilde{\psi}_1(t, z) = \frac{\partial G_2(t, z)}{\partial z} - \alpha \frac{\partial^2 G_1(t, z)}{\partial t^2}, \tag{8}$$

$$\tilde{\psi}_2(t, z) = \alpha \frac{\partial^2 G_2(t, z)}{\partial t^2} + \frac{\partial G_1(t, z)}{\partial z}, \tag{9}$$

Using the eigenfunction expansion technique [23], the following solution expressions are obtained:

$$\psi(t, z) = \sum_{n=0}^{\infty} T_n(z) \sin\left(\frac{n\pi}{T}t\right), \tag{10}$$

$$\phi(t, z) = \sum_{n=0}^{\infty} \tau_n(z) \sin\left(\frac{n\pi}{T}t\right), \tag{11}$$

Where $T_n(z)$ and $\tau_n(z)$ can be got through the applications of initial conditions and then solving the resultant second order differential equations using the method of variational of parameter [24]. The final expressions can be got as the following :

$$T_n(z) = (C_1 + A_1(z)) \sin \beta_n z + (C_2 + B_1(z)) \cos \beta_n z, \tag{12}$$

$$\tau_n(z) = (C_3 + A_2(z)) \sin \beta_n z + ((C_4 + B_2(z)) \cos \beta_n z, \tag{13}$$

Where

$$\beta_n = \alpha \left(\frac{n\pi}{T}\right)^2 \tag{14}$$

$$A_1(z) = \frac{1}{\beta_n} \int \tilde{\psi}_{1n}(z; n) \sin(\beta_n z) dz, \tag{15}$$

$$B_1(z) = \frac{-1}{\beta_n} \int \tilde{\psi}_{1n}(z; n) \sin(\beta_n z) dz, \tag{16}$$

$$A_2(z) = \frac{1}{\beta_n} \int \tilde{\psi}_{2n}(z; n) \cos(\beta_n z) dz, \tag{17}$$

$$B_2(z) = \frac{-1}{\beta_n} \int \tilde{\psi}_{2n}(z; n) \cos(\beta_n z) dz, \tag{18}$$

In which

$$\tilde{\psi}_{1n}(z; n) = \frac{2}{T} \int \tilde{\psi}_1(t, z) \sin\left(\frac{n\pi}{T}t\right) dt, \tag{19}$$

$$\tilde{\psi}_{2n}(z; n) = \frac{2}{T} \int \tilde{\psi}_2(t, z) \sin\left(\frac{n\pi}{T}t\right) dt, \tag{20}$$

The following conditions should also be satisfied:

$$C_2 = \frac{2}{T} \int_0^T f_1(t) \sin\left(\frac{n\pi}{T}t\right) dt - B_1(0), \tag{21}$$

$$C_4 = \frac{2}{T} \int_0^T f_2(t) \sin\left(\frac{n\pi}{T}t\right) dt - B_2(0). \tag{22}$$

Finally the following solution is obtained:

$$u(t, z) = \psi(t, z) + i \phi(t, z), \tag{23}$$

Or

$$|u(t, z)|^2 = \psi^2(t, z) + \phi^2(t, z). \tag{24}$$

3. THE NON- LINEAR CASE

Consider the non-homogeneous non-linear Schrodinger equation:

$$i \frac{\partial u(t, z)}{\partial z} + \alpha \frac{\partial^2 u(t, z)}{\partial t^2} + \varepsilon |u(t, z)|^2 u(t, z) + i \gamma u(t, z) = 0, (t, z) \in (0, T) \times (0, \infty) \tag{25}$$

Where $u(t, z)$ is a complex valued function which is subjected to the initial and boundary conditions mentioned before in equations (2), (3) respectively.

Lemma [21,22]

The solution of equation (25) with the constraints (2), (3) is a power series in ε if exists.

Proof

The proof can be found in [21] or [22].

According to the previous lemma, one can assume the solution of equation (25) as the following:

$$u(t, z) = \sum_{n=0}^{\infty} \varepsilon^n u_n(t, z) \tag{26}$$

Let $u(t, z) = \psi(t, z) + i \phi(t, z), \psi, \phi$: are real valued functions. The following coupled equations are got:

$$\frac{\partial \phi(t, z)}{\partial z} = \alpha \frac{\partial^2 \psi(t, z)}{\partial t^2} + \varepsilon (\psi^2 + \phi^2) \psi - \gamma \phi, \tag{27}$$

$$\frac{\partial \psi(t, z)}{\partial z} = -\alpha \frac{\partial^2 \phi(t, z)}{\partial t^2} - \varepsilon (\psi^2 + \phi^2) \phi - \gamma \psi, \tag{28}$$

Where $\psi(t, 0) = f_1(t)$, $\phi(t, 0) = f_2(t)$, and all corresponding other I.C. and B.C. are zeros.

As a perturbation solution, one can assume that:

$$\psi(t, z) = \psi_0 + \varepsilon\psi_1 + \varepsilon^2\psi_2 + \varepsilon^3\psi_3, \tag{29}$$

$$\phi(t, z) = \phi_0 + \varepsilon\phi_1 + \varepsilon^2\phi_2 + \varepsilon^3\phi_3, \tag{30}$$

Where $\psi_0(t, 0) = f_1(t)$, $\phi_0(t, 0) = f_2(t)$, and all corresponding other I.C. and B.C. are zeros.

Substituting from equations (29) and (30) into equations (27) and (28) and then equating the equal powers of ε , one can get the following set of coupled equations:

$$\frac{\partial\phi_0(t, z)}{\partial z} = \alpha \frac{\partial^2\psi_0(t, z)}{\partial t^2} - \gamma\phi_0, \tag{31}$$

$$\frac{\partial\psi_0(t, z)}{\partial z} = -\alpha \frac{\partial^2\phi_0(t, z)}{\partial t^2} - \gamma\psi_0, \tag{32}$$

$$\frac{\partial\phi_1(t, z)}{\partial z} = \alpha \frac{\partial^2\psi_1(t, z)}{\partial t^2} - \gamma\phi_1 + e^{-2\gamma z}(\psi_0^3 + \psi_0\phi_0^2), \tag{33}$$

$$\frac{\partial\psi_1(t, z)}{\partial z} = -\alpha \frac{\partial^2\phi_1(t, z)}{\partial t^2} - \gamma\psi_1 - e^{-2\gamma z}(\phi_0^3 + \phi_0\psi_0^2), \tag{34}$$

$$\frac{\partial\phi_2(t, z)}{\partial z} = \alpha \frac{\partial^2\psi_2(t, z)}{\partial t^2} - \gamma\phi_2 + e^{-2\gamma z}(3\psi_0^2\psi_1 + 2\psi_0\phi_0\phi_1 + \psi_1\phi_0^2), \tag{35}$$

$$\frac{\partial\psi_2(t, z)}{\partial z} = -\alpha \frac{\partial^2\phi_2(t, z)}{\partial t^2} - \gamma\psi_2 - e^{-2\gamma z}(3\phi_0^2\phi_1 + 2\phi_0\psi_0\psi_1 + \phi_1\psi_0^2), \tag{36}$$

$$\frac{\partial\phi_3(t, z)}{\partial z} = \alpha \frac{\partial^2\psi_3(t, z)}{\partial t^2} - \gamma\phi_3 + e^{-2\gamma z}(3\psi_1^2\psi_0 + 3\psi_0^2\psi_2 + \psi_2\phi_0^2 + 2\psi_1\phi_0\phi_1 + \psi_0\phi_1^2 + 2\psi_0\phi_0\phi_2) \tag{37}$$

$$\frac{\partial\psi_3(t, z)}{\partial z} = -\alpha \frac{\partial^2\phi_3(t, z)}{\partial t^2} - \gamma\psi_3 - e^{-2\gamma z}(3\phi_1^2\phi_0 + 3\phi_0^2\phi_2 + \phi_2\psi_0^2 + 2\phi_1\psi_0\psi_1 + \phi_0\psi_1^2 + 2\phi_0\psi_0\psi_2) \tag{38}$$

and so on. The prototype equations to be solved are:

$$\frac{\partial\phi_i(t, z)}{\partial z} = \alpha \frac{\partial^2\psi_i(t, z)}{\partial t^2} + G_i^{(1)}, \quad i \geq 1 \tag{39}$$

$$\frac{\partial\psi_i(t, z)}{\partial z} = \alpha \frac{\partial^2\phi_i(t, z)}{\partial t^2} + G_i^{(2)}, \quad i \geq 1 \tag{40}$$

Where $\psi_i(t, 0) = \delta_{i,0}f_1(t)$, $\phi_i(t, 0) = \delta_{i,0}f_2(t)$, and all other all corresponding conditions are zeros. $G_i^{(1)}, G_i^{(2)}$ are functions to be computed from previous steps.

3.1. The Order of Approximations

The following final expressions can be used to obtain different order of approximations.

1. The absolute value of the zero order approximation is:

$$|u^{(0)}(t, z)|^2 = \psi_0^2 + \phi_0^2 \tag{41}$$

2. The absolute value of the first order approximation is:

$$u^{(1)}(t, z) = u^{(0)} + \varepsilon(\psi_1 + i\phi_1) \tag{42}$$

or

$$|u^{(1)}(t, z)|^2 = |u^{(0)}(t, z)|^2 + 2\varepsilon(\psi_0\psi_1 + \phi_0\phi_1) + \varepsilon^2(\psi_1^2 + \phi_1^2) \tag{43}$$

3. The absolute value of the second order approximation is:

$$u^{(2)}(t, z) = u^{(1)} + \varepsilon^2(\psi_2 + i\phi_2) \tag{44}$$

or

$$|u^{(2)}(t, z)|^2 = |u^{(1)}(t, z)|^2 + 2\varepsilon^2(\psi_0\psi_2 + \phi_0\phi_2) + 2\varepsilon^3(\psi_1\psi_2 + \phi_1\phi_2) + \varepsilon^4(\psi_2^2 + \phi_2^2) \tag{45}$$

4. The absolute value of the third order approximation is:

$$u^{(3)}(t, z) = u^{(2)} + \varepsilon^3(\psi_3 + i\phi_3) \tag{46}$$

or

$$|u^{(3)}(t, z)|^2 = |u^{(2)}(t, z)|^2 + 2\varepsilon^3(\psi_0\psi_3 + \phi_0\phi_3) + 2\varepsilon^4(\psi_1\psi_3 + \phi_1\phi_3) + 2\varepsilon^5(\psi_2\psi_3 + \phi_2\phi_3) + \varepsilon^6(\psi_3^2 + \phi_3^2) \tag{47}$$

4. CASE STUDIES

To examine the proposed solution algorithm, some case studies are illustrated.

4.1. Case Study 1

Taking the case $f_1(t) = \rho_1, f_2(t) = \rho_2, \gamma = 0$ and following the algorithm, the following selective results for the first, second and third order approximations Figs. (1-9) are obtained:

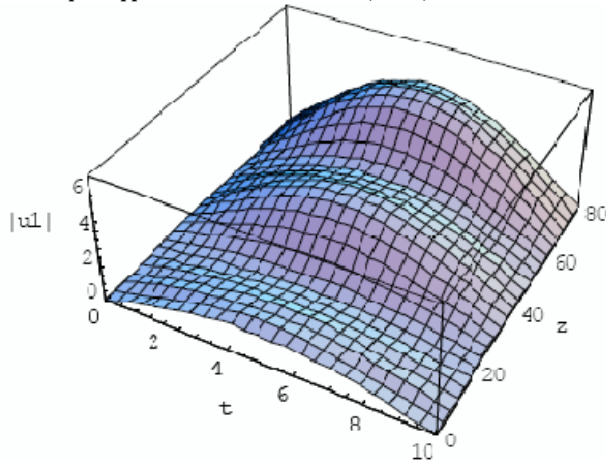


Fig. (1). The first order approximation of $|u^{(1)}|$ at $\varepsilon = 0.2$, $\gamma = 0$ and $\alpha, \rho_1, \rho_2 = 1, T = 10$ with considering only ten terms of the series.

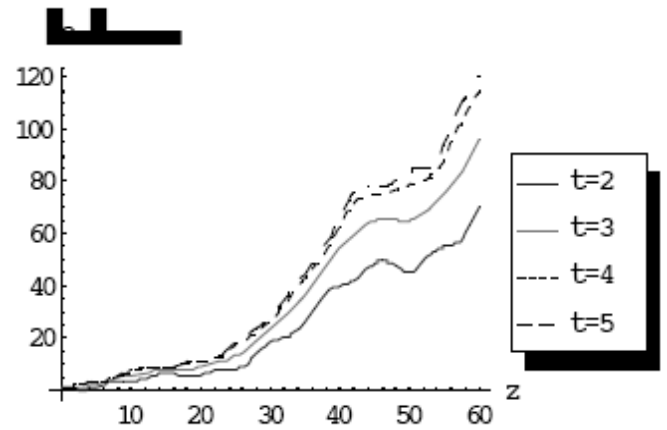


Fig. (4). The second order approximation of $|u^{(2)}|$ at $\varepsilon = 0.2$, $\gamma = 0$, $\alpha, \rho_1, \rho_2 = 1, T = 10, M = 10$ for different values of t.

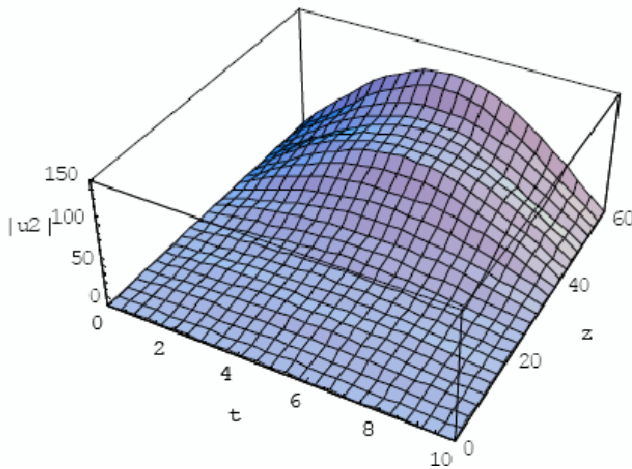


Fig. (2). The second order approximation of $|u^{(2)}|$ at $\varepsilon = 0.2$, $\gamma = 0$ and $\alpha, \rho_1, \rho_2 = 1, T = 10$ with considering only ten terms on the series ($M=10$).

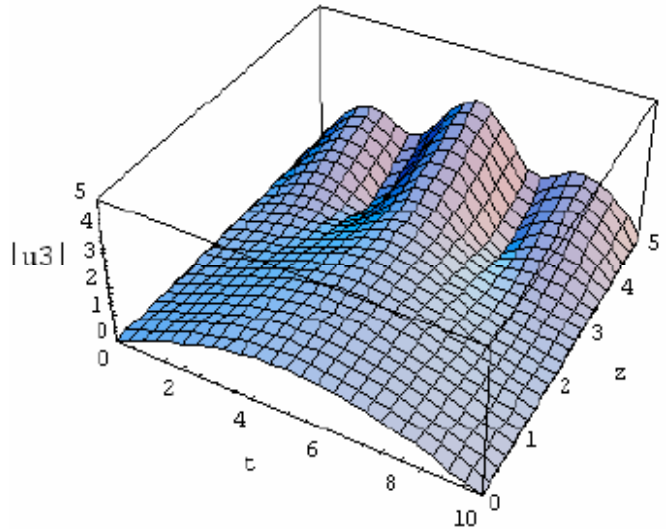


Fig. (5). The third order approximation of $|u^{(3)}|$ at $\varepsilon = 0.2$, $\gamma = 0$ and $\alpha, \rho_1, \rho_2 = 1, T = 10$ with considering only ten terms of the series ($M=10$).

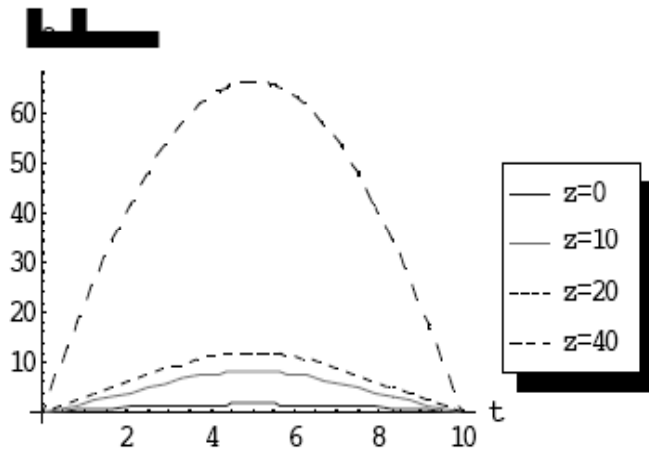


Fig. (3). The second order approximation of $|u^{(2)}|$ at $\varepsilon = 0.2$, $\gamma = 0, \alpha, \rho_1, \rho_2 = 1, T = 10, M = 10$ for different values of z.

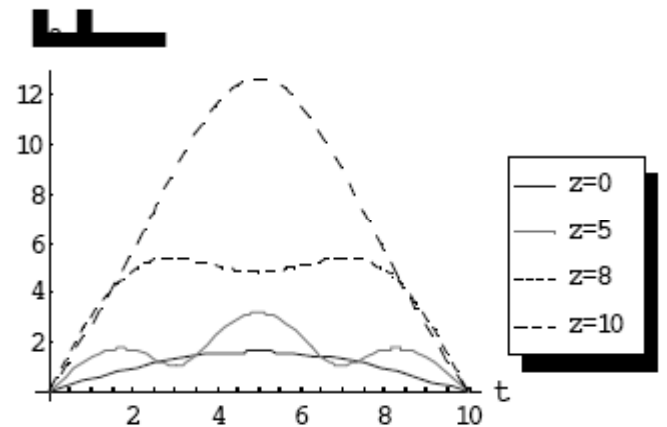


Fig. (6). The third order approximation of $|u^{(3)}|$ at $\varepsilon = 0.2$, $\gamma = 0$ and $\alpha, \rho_1, \rho_2 = 1, T = 10, M = 10$ for different values of z.

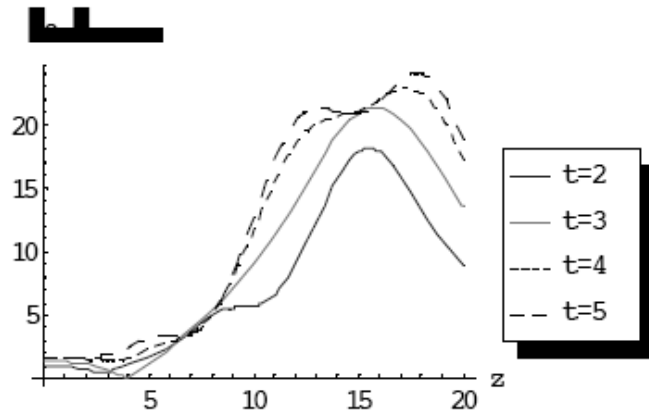


Fig. (7). The third order approximation of $|u^{(3)}|$ at $\epsilon = 0.2, \gamma = 0$ and $\alpha, \rho_1, \rho_2 = 1, T = 10, M = 10$ for different values of t.

We can notice the increase of the absolute value of u with the increase of z which can be considered a case of instability.

Note: with constant initial conditions we calculated till third order which takes around 2 days continuously and we cannot calculate more since the machine gives "MATHEMATICA KERNEL OUT OF MEMORY".

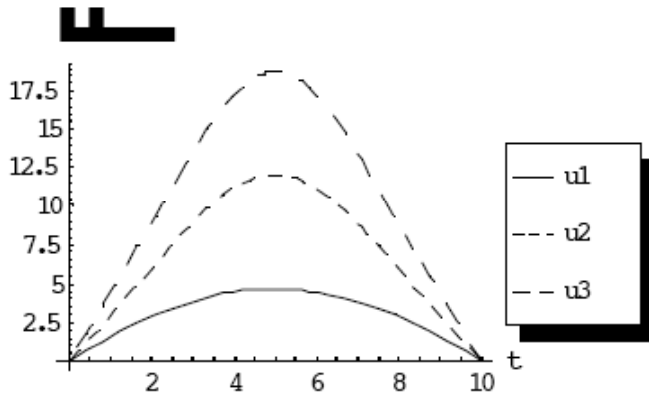


Fig. (8). Comparison between first, second and third order approximation at $\epsilon = 0.2, \gamma = 0$ and $\alpha, \rho_1, \rho_2 = 1, T = 10, M = 10, z = 20$.

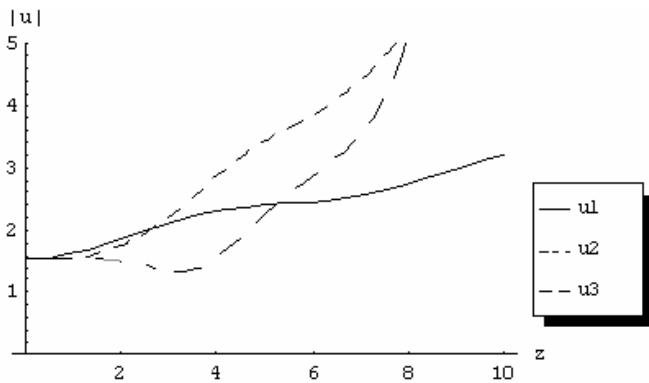


Fig. (9). Comparison between first, second and third order approximation at $\epsilon = 0.2, \gamma = 0$ and $\alpha, \rho_1, \rho_2 = 1, T = 10, M = 10, t = 4$.

4.2. Case Study 2

Taking the case $f_1(t) = \rho_1, f_2(t) = \rho_2, \gamma = 1$ and following the algorithm, the following selective results for the first and second order of approximations Figs. (10-16) are obtained:

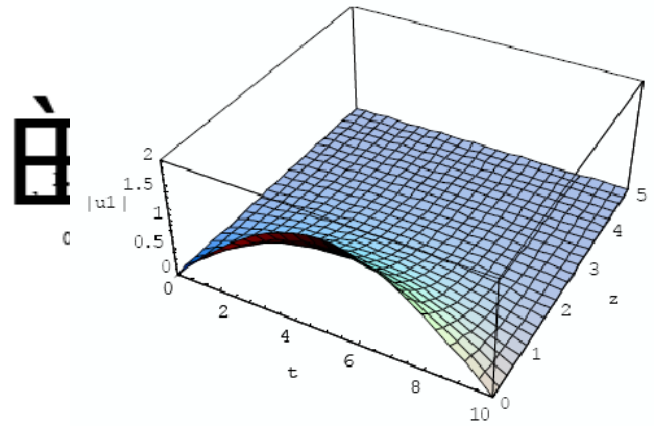


Fig. (10). The first order approximation of $|u^{(1)}|$ at $\epsilon = 0.2, \alpha, \rho_1, \rho_2 = 1, T = 10, \gamma = 1$ with considering only ten terms of the series (M=10).

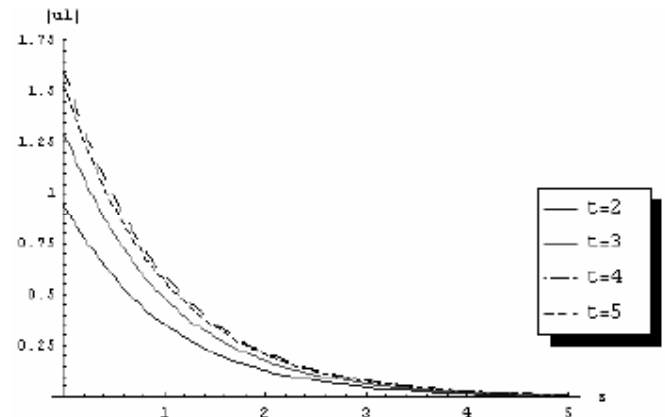


Fig. (11). The first order approximation of $|u^{(1)}|$ at $\epsilon = 0.2, \alpha, \rho_1, \rho_2 = 1, T = 10, M = 10, \gamma = 1$ for different values of t.

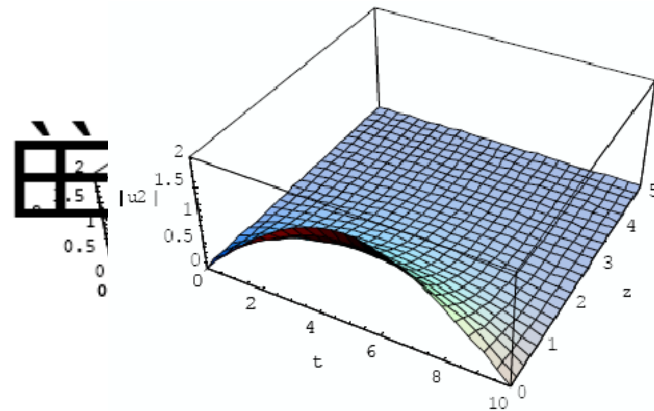


Fig. (12). The second order approximation of $|u^{(2)}|$ at $\epsilon = 1, \alpha, \rho_1, \rho_2 = 1, T = 10, \gamma = 1$ with considering only ten terms of the series (M=10).

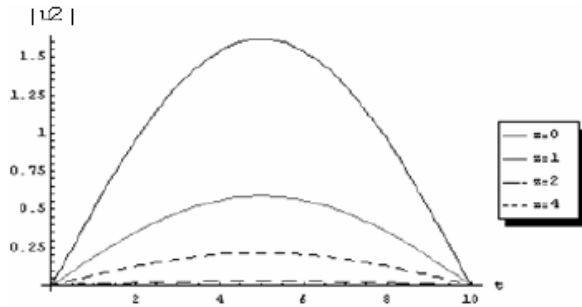


Fig. (13). The second order approximation of $|u^{(2)}|$ at $\varepsilon = 0.2$, $\alpha, \rho_1, \rho_2 = 1, T = 10, M = 10, \gamma = 1$ for different values of z .

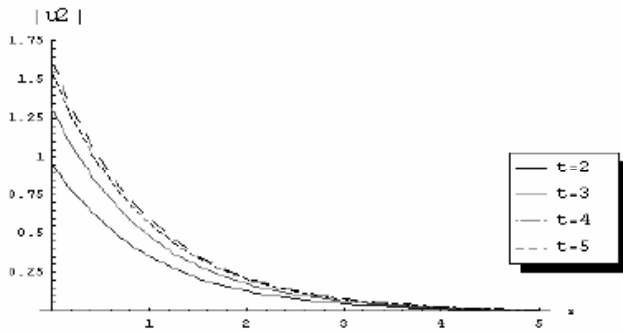


Fig. (14). The second order approximation of $|u^{(2)}|$ at $\varepsilon = 0.2$, $\alpha, \rho_1, \rho_2 = 1, T = 10, M = 10, \gamma = 1$ for different values of t .

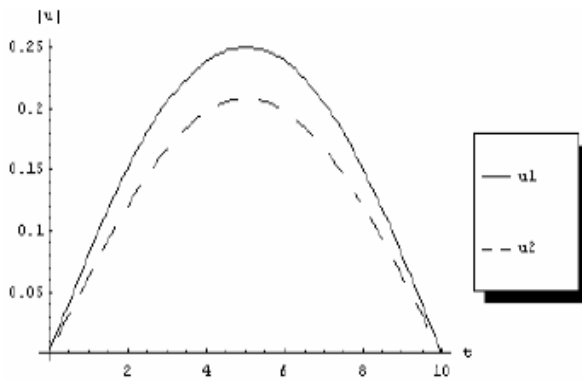


Fig. (15). Comparison between first and second order approximation at $\varepsilon = 1$ and $\alpha, \rho_1, \rho_2 = 1, T = 10, M = 10, \gamma = 1, z = 2$.

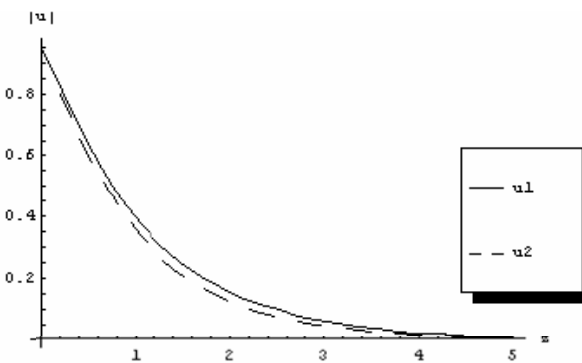


Fig. (16). Comparison between first and second order approximation at $\varepsilon = 1$ and $\alpha, \rho_1, \rho_2 = 1, T = 10, M = 10, \gamma = 1, t = 2$.

We can notice the tremendous effect of the presence of gamma factor on the stability of the solution, even for high values of epsilon.

Note: with constant initial conditions and γ exist we calculated till second order which takes around 3 days continuously and we cannot calculate more since the machine gives "MATHEMATICA KERNEL OUT OF MEMORY".

4.3. Case Study3

Taking the case $F_1(t, z) = 0, F_2(t, z) = 0, f_1(t) = \rho_1 e^{-t}, f_2(t) = \rho_2 e^{-t}, \gamma = 1$ and following the algorithm, the following selective results for the first and second order of approximations Figs. (17-18) are obtained:

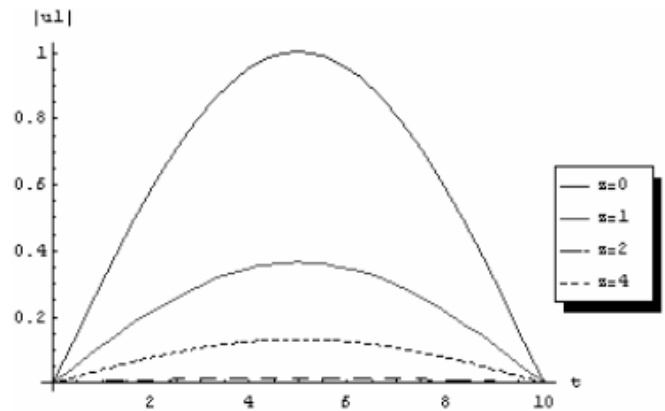


Fig. (17). The first order approximation of $|u^{(1)}|$ at $\varepsilon = 0.2, \gamma = 1$ and $\alpha, \rho_1, \rho_2 = 1, T = 10, M = 10$ for different values of z .

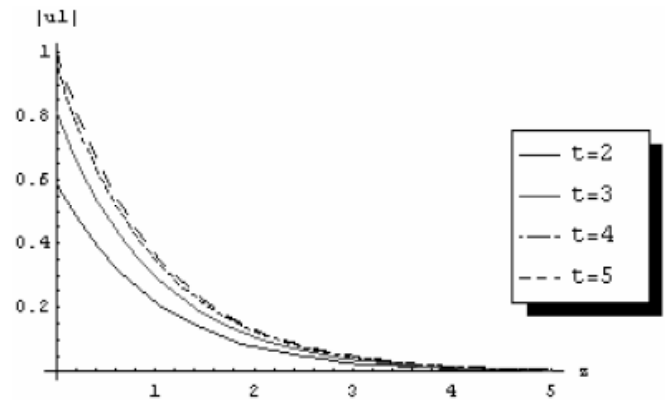


Fig. (18). The first order approximation of $|u^{(1)}|$ at $\varepsilon = 0.2, \gamma = 1$ and $\alpha, \rho_1, \rho_2 = 1, T = 10, M = 10$ for different values of t .

Note: the calculations for first order takes 3 days and we can not calculate more orders since the machine gives "MATHEMATICA KERNEL OUT OF MEMORY".

4.4. Case Study 4

Taking the case $F_1(t, z) = 0, F_2(t, z) = 0, f_1(t) = \rho_1, f_2(t) = \rho_2 \sin\left(\frac{m\pi}{T}\right)t$ and following the algorithm, the fol-

lowing selective results for the first, second order of approximations Figs. (19-23) are obtained:

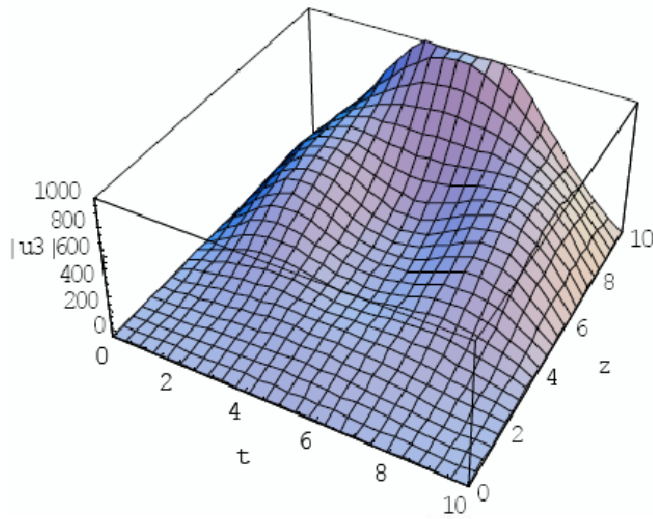


Fig. (19). The third order approximation of $|u^{(3)}|$ at $\epsilon = 1$, $\alpha, \rho_1, \rho_2 = 1, T = 10$ with considering only ten terms of the series ($M=10$).

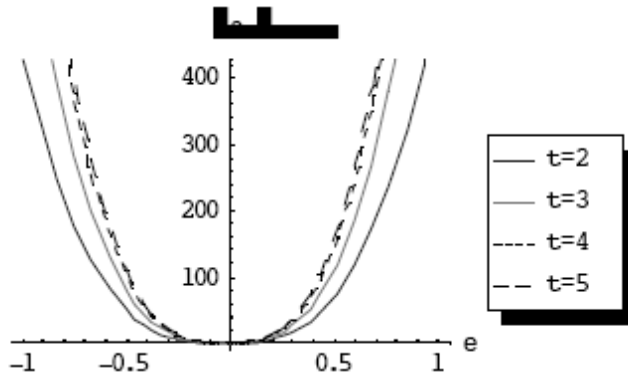


Fig. (20). The third order approximation of $|u^{(3)}|$ at $z = 10, \gamma = 0$, $\alpha, \rho_1, \rho_2 = 1, T = 10, M = 10$ for different values of t .

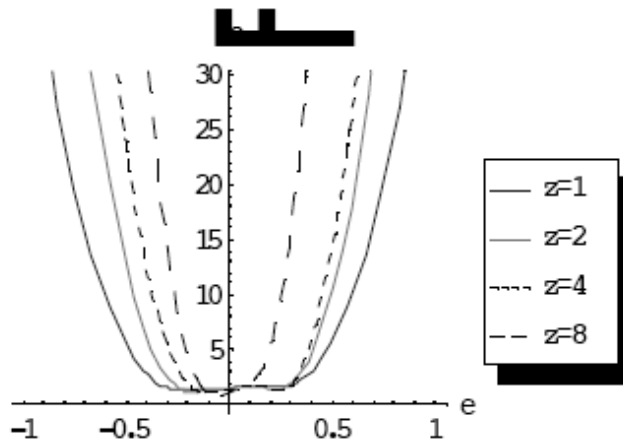


Fig. (21). The third order approximation of $|u^{(3)}|$ at $t = 4, \gamma = 0$, $\alpha, \rho_1, \rho_2 = 1, T = 10, M = 10$ for different values of z .

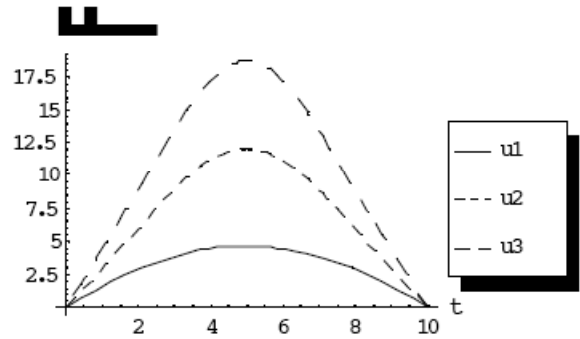


Fig. (22). Comparison between first, second and third order approximation at $\epsilon = 0.2$, $\gamma = 0$ and $\alpha, \rho_1, \rho_2 = 1, T = 10, M = 10, z = 20$.

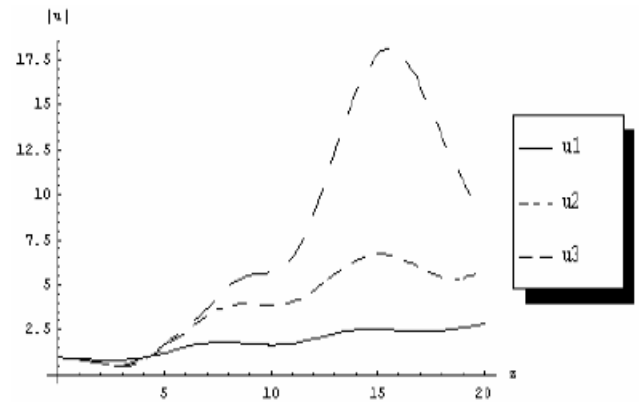


Fig. (23). Comparison between first, second and third order approximation at $\epsilon = 0.2$, $\gamma = 0$ and $\alpha, \rho_1, \rho_2 = 1, T = 10, M = 10, t = 2$.

We still notice the instability of the solution with epsilon or in the case of zero gamma.

4.5. Case Study 5

Taking the case $F_1(t, z) = 0, F_2(t, z) = 0$
 $f_2(t) = \rho_2 \sin\left(\frac{m\pi}{T}\right)t, \gamma = 1$ and following the algorithm, the following selective result for the first and second order approximations Figs. (24-27) are got:

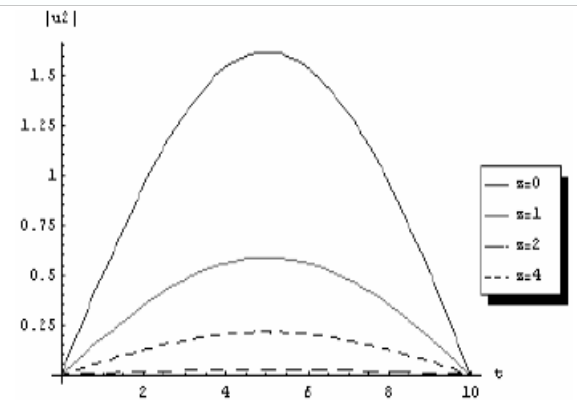


Fig. (24). The second order approximation of $|u^{(2)}|$ at $\epsilon = 0.2$, $\gamma = 1$ and $\alpha, \rho_1, \rho_2 = 1, T = 10, M = 10$ for different values of z .

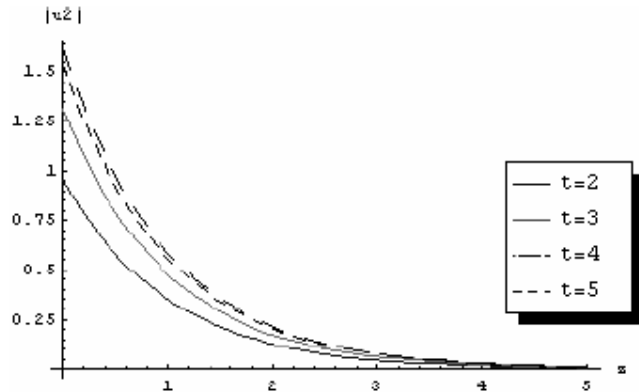


Fig. (25). The second order approximation of $|u^{(2)}|$ at $\varepsilon = 0.2$, $\gamma = 1$ and $\alpha, \rho_1, \rho_2 = 1, T = 10, M = 10$ for different values of t .

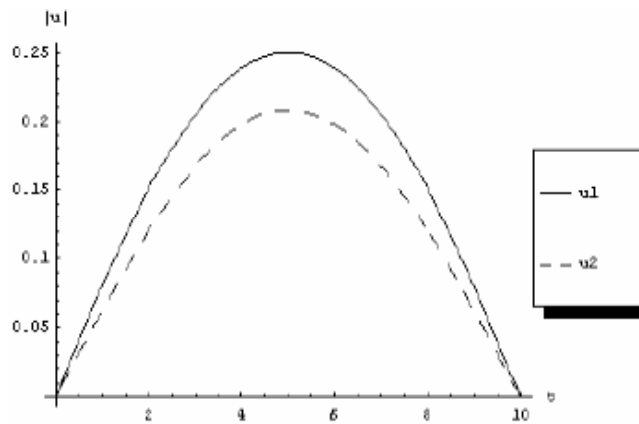


Fig. (26). Comparison between first and second order approximation at $\varepsilon = 1, \gamma = 1$ and $\alpha, \rho_1, \rho_2 = 1, T = 10, M = 10, z = 2$.

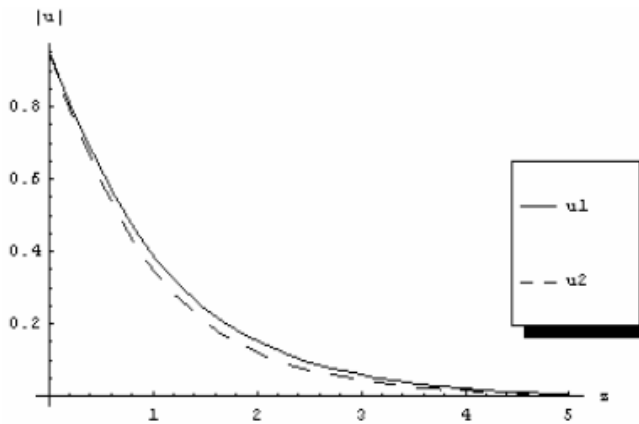


Fig. (27). Comparison between first and second order approximation at $\varepsilon = 1, \gamma = 1$ and $\alpha, \rho_1, \rho_2 = 1, T = 10, M = 10, t = 2$.

We still notice the effect of gamma on the stability of the solution.

5. PICARD APPROXIMATION

To validate our previous results, in the absence of the exact solution, let us follow another approximation technique. The Picard approximation is considered in this section.

Solving equation (25) with the same conditions (2) and (3) and following the Picard algorithm which puts the nonlinear terms in the right hand side of the equation evaluated at the previous step, which means that we solve the linear case iteratively [25].

Let $u(t, z) = \psi(t, z) + i \phi(t, z)$, ψ, ϕ : are real valued functions. The following coupled equations are got:

$$\frac{\partial \phi(t, z)}{\partial z} = \alpha \frac{\partial^2 \psi(t, z)}{\partial t^2} + \varepsilon(\psi^2 + \phi^2)\psi - \gamma \phi. \tag{48}$$

$$\frac{\partial \psi(t, z)}{\partial z} = -\alpha \frac{\partial^2 \phi(t, z)}{\partial t^2} - \varepsilon(\psi^2 + \phi^2)\phi - \gamma \psi. \tag{49}$$

Where $\psi(t, 0) = f_1(t), \phi(t, 0) = f_2(t)$, and all corresponding other I.C. and B.C. are zeros. Applying the Picard algorithm on equations (48) and (49), we obtain the following iterative coupled equations

$$\frac{\partial \phi_i(t, z)}{\partial z} = \alpha \frac{\partial^2 \psi_i(t, z)}{\partial t^2} + G_i^{(1)}, \quad i \geq 1 \tag{50}$$

$$\frac{\partial \psi_i(t, z)}{\partial z} = \alpha \frac{\partial^2 \phi_i(t, z)}{\partial t^2} + G_i^{(2)}, \quad i \geq 1 \tag{51}$$

Where $\psi_i(t, 0) = \delta_{i,0} f_1(t), \phi_i(t, 0) = \delta_{i,0} f_2(t)$, and all other all corresponding conditions are zeros. $G_i^{(1)}, G_i^{(2)}$ are functions to be computed from previous steps. Computing some iterations, the following order of approximations are obtained.

$$u^{(0)}(t, z) = \psi_0 + i \phi_0, \tag{52}$$

where ψ_j and ϕ_j are evaluated using the linear case algorithm.

6. CASE STUDIES, PICARD

To examine the proposed solution algorithm, some case studies are illustrated.

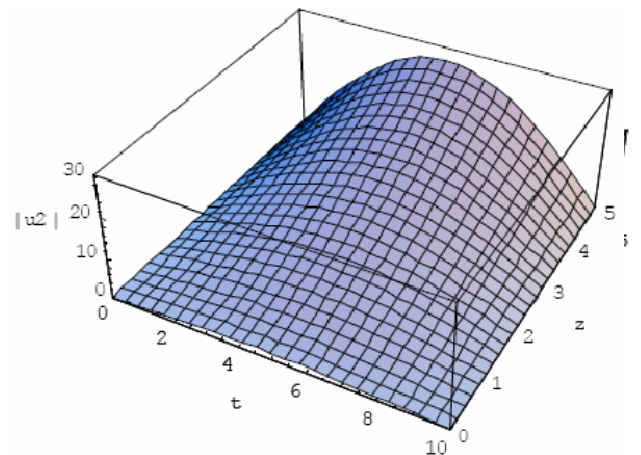


Fig. (28). The second order approximation of $|u^{(2)}|$ at $\varepsilon = 0.2$, $\gamma = 0$ and $\alpha, \rho_1, \rho_2 = 1, T = 10$ with considering only ten terms of the series ($M=1$).

6.1. Case Study 1

Taking the case $F_1(t,z) = 0, F_2(t,z) = 0$
 $f_1(t) = \rho_1, f_2(t) = \rho_2 \sin\left(\frac{\pi}{T} t\right), \gamma = 0$ and following the
 the following selective result for the first, second and third
 order approximations Figs. (28-30) are got:

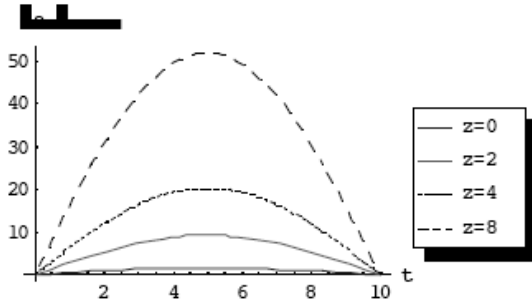


Fig. (29). The second order approximation of $|u^{(2)}|$ at $\varepsilon = 0.2$, $\gamma = 0$ and $\alpha, \rho_1, \rho_2 = 1, T = 10, M = 1$ for different values of z .

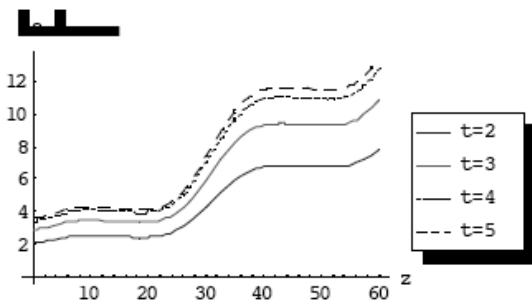


Fig. (30). The second order approximation of $|u^{(2)}|$ at $\varepsilon = 0.2$, $\gamma = 0$ and $\alpha, \rho_1, \rho_2 = 1, T = 10, M = 1$ for different values of t .

We can notice instability with the zero gamma.

6.2. Case Study 2

Taking the case $F_1(t,z) = 0, F_2(t,z) = 0$
 $f_2(t) = \rho_2 \sin\left(\frac{\pi}{T} t\right), \gamma = 1$ and following the algorithm,
 the following selective result for the first, second and third
 order approximations Figs. (31-35) are got:

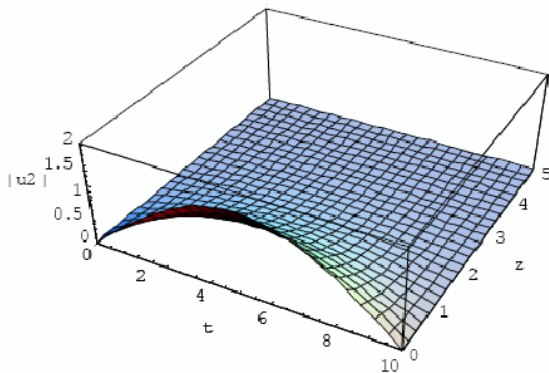


Fig. (31). The second order approximation of $|u^{(2)}|$ at $\varepsilon = 0.05$ and $\alpha, \rho_1, \rho_2, \gamma = 1, T = 10$ with considering only ten terms on the series ($M=1$).

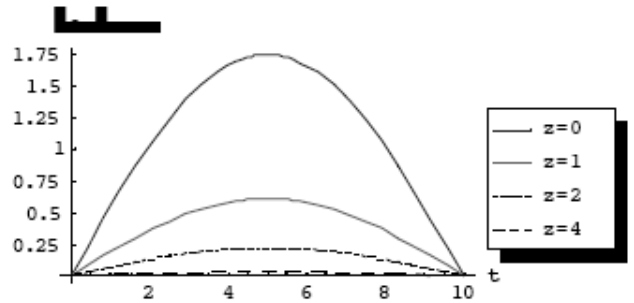


Fig. (32). The second order approximation of $|u^{(2)}|$ at $\varepsilon = 0.2$ and $\alpha, \rho_1, \rho_2, \gamma = 1, T = 10, M = 1$ for different values of z .

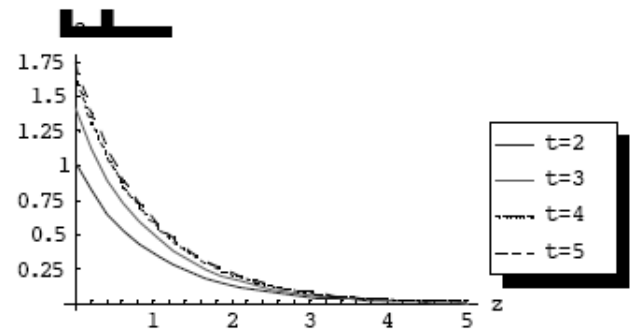


Fig. (33). The second order approximation of $|u^{(2)}|$ at $\varepsilon = 0.2$, $\alpha, \rho_1, \rho_2, \gamma = 1, T = 10, M = 1$ for different values of t .

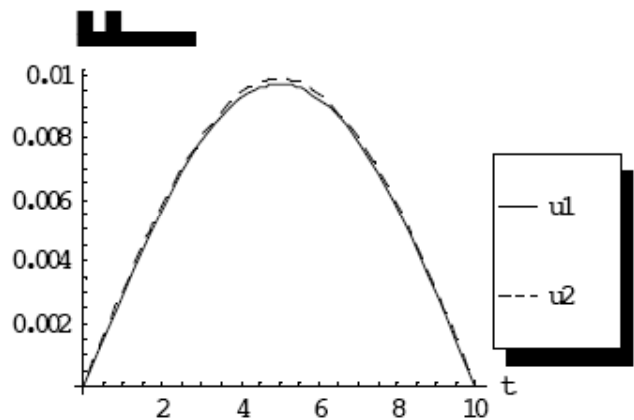


Fig. (34). Comparison between first and second order approximation at $\varepsilon = 0.2$ and $\alpha, \rho_1, \rho_2 = 1, T = 10, M = 1, z = 5$.

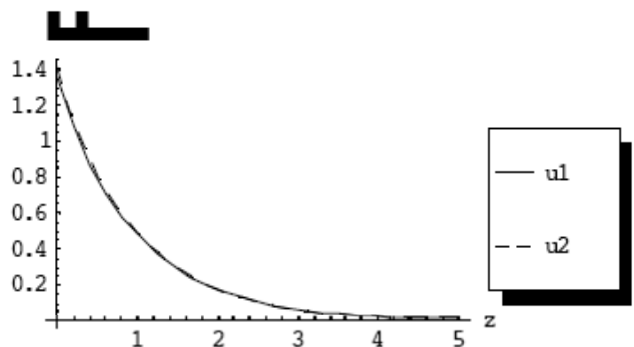


Fig. (35). Comparison between first and second order approximation at $\varepsilon = 0.2$ and $\alpha, \rho_1, \rho_2 = 1, T = 10, M = 1, t = 3$.

7. COMPARISON BETWEEN PERTURBATION & PICARD APPROXIMATION

Let us compare between the two methods.

7.1. Case 1

Taking the case $f_1(t) = \rho_1, f_2(t) = \rho_2, \gamma = 0$.

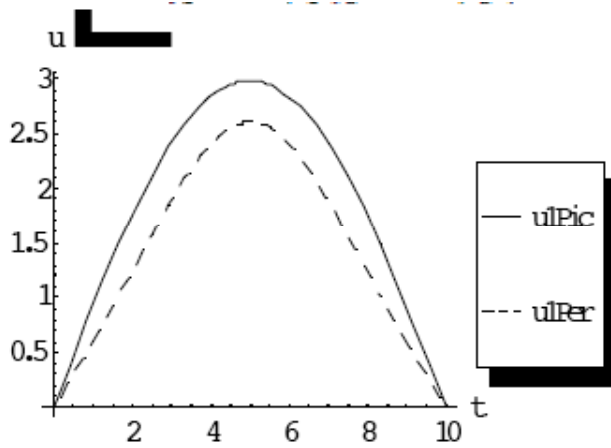


Fig. (36). Comparison between Picard approximation and Perturbation method for first order at $\varepsilon = 0.2, \gamma = 0$ and $\alpha, \rho_1, \rho_2 = 1, T = 10, z = 5$.

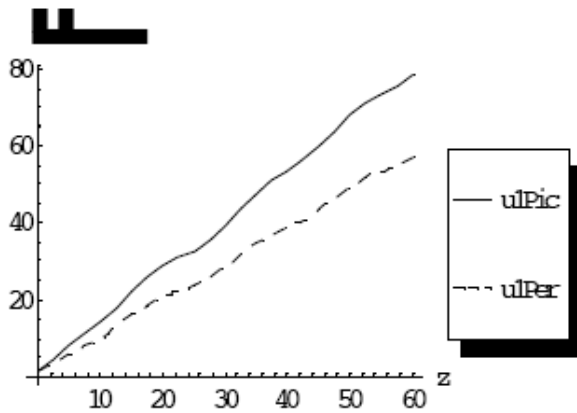


Fig. (37). Comparison between Picard approximation and Perturbation method for first order at $\varepsilon = 1, \gamma = 0$ and $\alpha, \rho_1, \rho_2 = 1, T = 10, t = 3$.

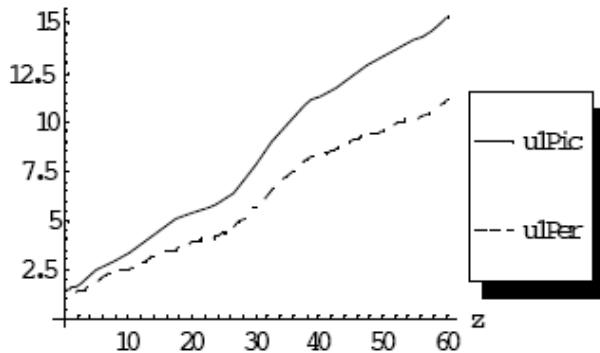


Fig. (38). Comparison between Picard approximation and Perturbation method for first order at $\varepsilon = 0.2, \gamma = 0$ and $\alpha, \rho_1, \rho_2 = 1, T = 10, t = 3$.

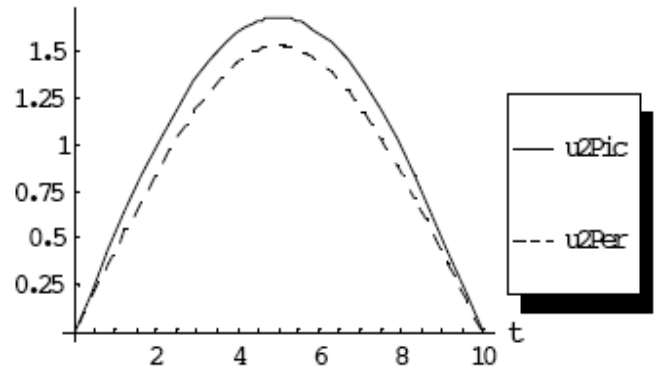


Fig. (39). Comparison between Picard approximation and Perturbation method for second order at $\varepsilon = 0.02, \gamma = 0$ and $\alpha, \rho_1, \rho_2 = 1, T = 10, z = 5$.

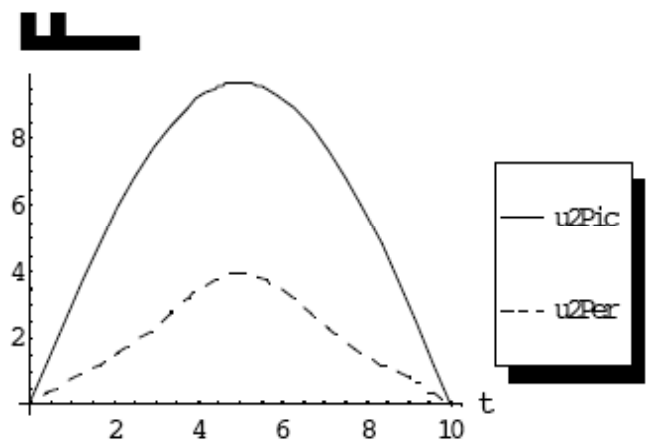


Fig. (40). Comparison between Picard approximation and Perturbation method for second order at $\varepsilon = 0.2, \gamma = 0$ and $\alpha, \rho_1, \rho_2 = 1, T = 10, z = 5$.

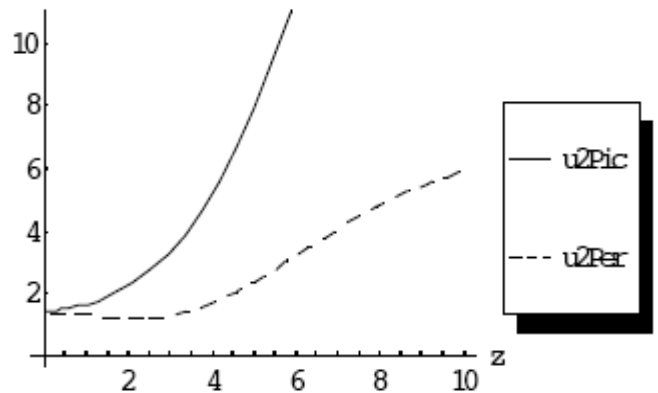


Fig. (41). Comparison between Picard approximation and Perturbation method for second order at $\varepsilon = 0.2, \gamma = 0$ and $\alpha, \rho_1, \rho_2 = 1, T = 10, t = 3$.

7.2. Case 2

Taking the case $f_1(t) = \rho_1, f_2(t) = \rho_2, \gamma = 1$, the following selective results, (Fig. (36-41)) are obtained:

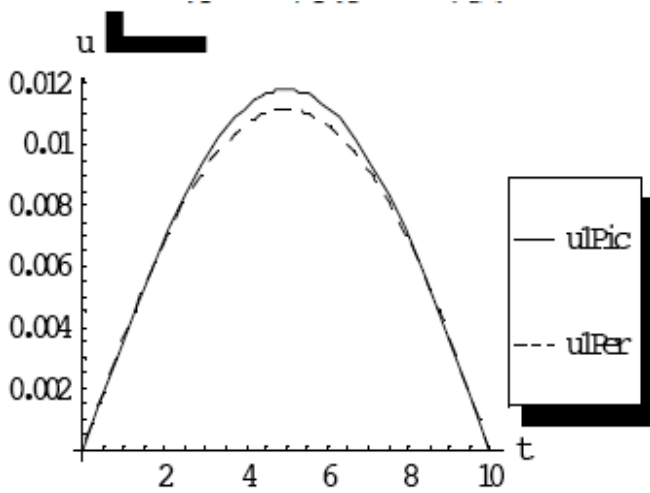


Fig. (42). Comparison between Picard approximation and Perturbation method for first order at $\epsilon = 1, \gamma = 1$ and $\alpha, \rho_1, \rho_2 = 1, T = 10, z = 5$.

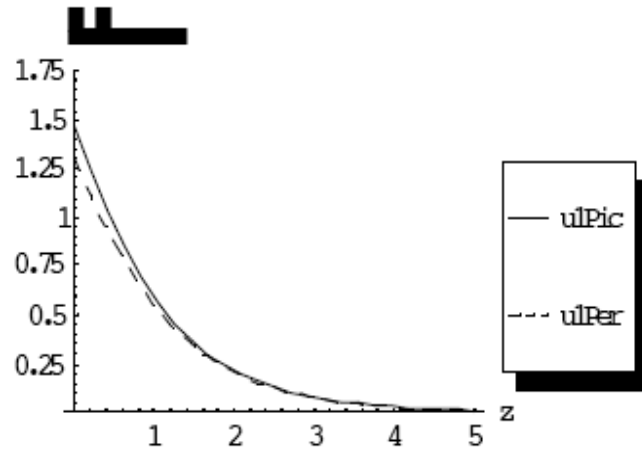


Fig. (43). Comparison between Picard approximation and Perturbation method for first order at $\epsilon = 1, \gamma = 1$ and $\alpha, \rho_1, \rho_2 = 1, T = 10, t = 3$.

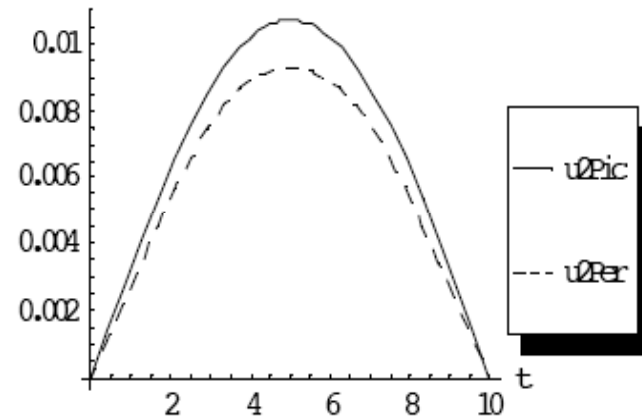


Fig. (44). Comparison between Picard approximation and Perturbation method for second order at $\epsilon = 1, \gamma = 1$ and $\alpha, \rho_1, \rho_2 = 1, T = 10, z = 5$.

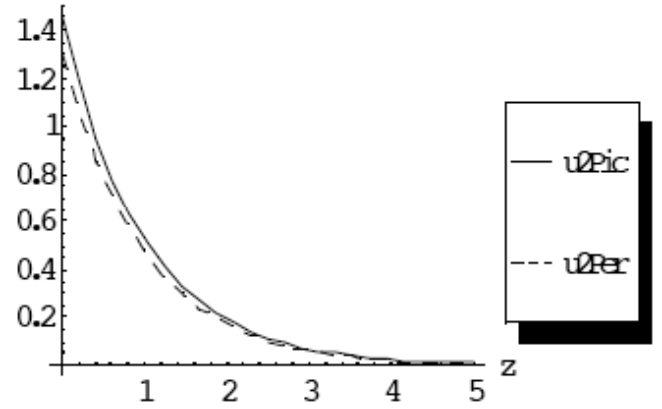


Fig. (45). Comparison between Picard approximation and Perturbation method for second order at $\epsilon = 1, \gamma = 1$ and $\alpha, \rho_1, \rho_2 = 1, T = 10, t = 3$.

We can notice that the two approximations are very near in the presence of gamma. In fact we noticed this fact for all case studies.

Taking the case $f_1(t) = \rho_1, f_2(t) = \rho_2 \sin\left(\frac{\pi}{T}t\right), \gamma = 0$.

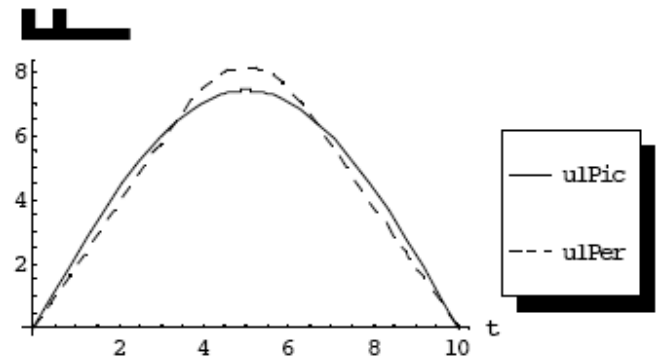


Fig. (46). Comparison between Picard approximation and Perturbation method for first order at $\epsilon = 1, \gamma = 0$ and $\alpha, \rho_1, \rho_2 = 1, T = 10, z = 5$.

Taking the case $f_1(t) = \rho_1, f_2(t) = \rho_2 \sin\left(\frac{\pi}{T}t\right), \gamma = 1$.

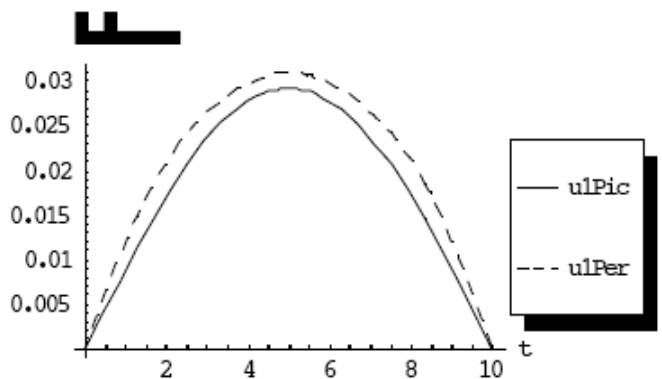


Fig. (47). Comparison between Picard approximation and Perturbation method for first order at $\epsilon = 1, \gamma = 1$ and $\alpha, \rho_1, \rho_2 = 1, T = 10, z = 4$.

Taking the case $f_1(t) = \rho_1 e^{-t}$, $f_2(t) = \rho_2 e^{-t}$, $\gamma = 0$, the following selective results, Figs. (47, 48) are obtained:

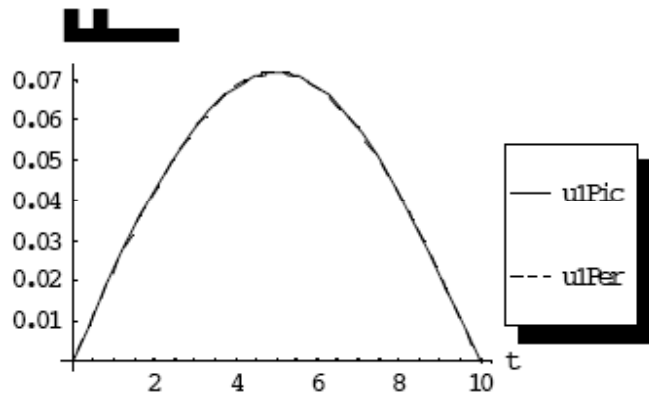


Fig. (48). Comparison between Picard approximation and Perturbation method for first order at $\varepsilon = 1, \gamma = 0$ and $\alpha, \rho_1, \rho_2 = 1, T = 10, z = 5$.

CONCLUSIONS

The stability of the solution of the cubic nonlinear homogeneous Schrodinger equation is highly affected in the absence of gamma. The perturbation as well as the Picard methods introduce approximate solutions for such problems where second or third order of approximations can be obtained from which some parametric studies can be achieved to illustrate the solution behavior under the change of the problem physical parameters. The use of Mathematica, or any other symbolic code, makes the use of the solution algorithm possible and can develop a solution procedure which can help in getting some knowledge about the solution.

REFERENCES

- [1] Cazenave T, Lions P. Orbital stability of standing waves for some nonlinear Schrodinger equations. *Commun Math Phys* 1982; 85: 549-61.
- [2] Faris WG, Tsay WJ. Time delay in random scattering. *SIAM J Appl Math* 1994; 54(2): 443-55.
- [3] Bruneau C, Menza L, Lehner T. Numerical resolution of some nonlinear Schrodinger-like equations in plasmas. *Numer Math PDEs* 1999; 15(6): 672-96.
- [4] Abdullaev F, Granier J. Solitons in media with random dispersive perturbations. *Physica (D)* 1999; 134: 303-15.
- [5] Corney JF, Drummond P. Quantum noise in Optical fibers.II.Raman Jitter in soliton communications. *J Opt Soc Am B* 2001; 18(2):153-61.
- [6] Debussche A, Menza L. Numerical simulation of focusing stochastic nonlinear Schrodinger equations. *Physica D* 2002; 162 :131-54.
- [7] Debussche A, Menza L. Numerical resolution of stochastic focusing NLS equations. *Appl Math Lett* 2002; 15: 661-69.
- [8] Wang M. Various exact solutions of nonlinear Schrodinger equation with two nonlinear terms. *Chaos Solit Fract* 2007; 31: 594-601.
- [9] Xu L, Zhang J. Exact solutions to two higher order nonlinear Schrodinger equations. *Chaos Solit Fract* 2007; vol. 31: 937-42.
- [10] Sweilam N. Variation iteration method for solving cubic nonlinear Schrodinger equation. *J Comput Appl Math* 2007; 207(1): 155-63.
- [11] Zhu S. Exact solutions for the high order dispersive cubic- quintic nonlinear Schrodinger equation by the extended hyperbolic auxiliary equation method. *Chaos Solit Fract* 2006; 30: 960-79.
- [12] Sun J. New conservation schemes for the nonlinear Schrodinger equation. *Appl Math Comput* 2006; 177: 446-51.
- [13] Porsezian K, Kalithasan B. Cnoidal and solitary wave solutions of the coupled higher order nonlinear Schrodinger equations in nonlinear optics. *Chaos Solit Fract* 2007; 31: 188-96.
- [14] Sakaguchi H, Higashiuchi T. Two- dimensional dark soliton in the nonlinear Schrodinger equation. *Phys Lett A* 2006; 39: 647-51.
- [15] Haung D. Explicit and exact traveling wave solution for the generalized derivative Schrodinger equation. *Chaos Solit Fract* 2007; 31: 586-93.
- [16] Biswas A, Milovic D. Bright and dark solitons of generalized Schrodiner equation. *Commun Nonlinear Sci Numer Simul* 2010; 15(6): 1473-84.
- [17] Staliunas K. Vortices and dark solitons in the two-dimensional nonlinear Schrodinger equation. *Chaos Solit Fract* 1994; 4: 1783-96.
- [18] Carretero R, Talley JD, Chong C, Malomed BA. Multistable solitons in the cubic-quintic discrete nonlinear Schrodinger equation. *Phys Lett A* 2006; 216: 77-89.
- [19] Seenivasakumaran P, Mahalingam A, Porsezian K. Dark solitons in N-coupled higher order nonlinear Schrodinger equations. *Commun Nonlinear Sci Numer Simul* 2008; 13: 1318-28.
- [20] Lü X, Tian B, Xu T, Cai K-J, Liu W-J. Analytical study of nonlinear Schrodinger equation with an arbitrary linear-time potential in quasi one dimensional Bose-Einstein condensates. *Ann Phys* 2008; 323: 2554-65.
- [21] El-Tawil A, El-Hazmy A. Perturbative nonlinear Schrodinger equations under variable group velocity dissipation. *Far East J Math Sci* 2007; 27(2) : 419-30.
- [22] El-Tawil A, El Hazmy A. On perturbative cubic nonlinear Schrodinger equations under complex non-homogenities and complex initial conditions. *J Differ Equ Nonlinear Mech* 2009; Article ID 395894: doi:10.1155/2009/395894.
- [23] Farlow S. P.D.E. for scientists and engineers. NY: John Wiely & sons 1982.
- [24] Pipes L, Harvill L. Applied mathematics for engineers and physicists. Tokyo : McGraw-Hill 1970.
- [25] Zwillinger D. Handbook of differential equations. 3rd ed USA: Academic Press 1997.

Received: September 02, 2009

Revised: November 10, 2009

Accepted: November 26, 2009

© El-Tawil et al.; Licensee Bentham Open.

This is an open access article licensed under the terms of the Creative Commons Attribution Non-Commercial License (<http://creativecommons.org/licenses/by-nc/3.0/>) which permits unrestricted, non-commercial use, distribution and reproduction in any medium, provided the work is properly cited.